



EVPÜ[®]

NOTIFIED BODY No. 1293

CERTIFICATE OF CONSTANCY OF PERFORMANCE

No. 1293 – CPR – 0790 Rev.1

In compliance with *Regulation (EU) No 305/2011 of the European Parliament and of the Council of 9 March 2011* (the Construction products Regulation or CPR), this certificate applies to the construction product

Expandable Addressable Fire Alarm Control Panel IRIS8 series

Big box	IRIS8 B, Latite1 B, Latite8 B, Kassite8B, IRIS8 (1-8) B, iRIS (1-8) B
Small box	IRIS8 S, Latite1 S, Latite8 S, Kassite8 S, IRIS8 (1-8) L S, IRIS (1-4) L P, iRIS8 S
Additional boxes	
Extension box	(it can works with small box) IRIS8 Ext, Latite8 S Ext, Kassite8 S Ext, IRIS (1-8) Ext, iRIS8 S Ext
Repeater	(it can works with big box or small box) IRIS/SIMPO Repeater , IRIS8 (0) S, Latite8 (0) S, Kassite8 (0) S, iRIS8 (0)

For specifications see Annex No. 1, Annex No. 2 and Annex No. 3 to this certificate

placed on the market under the name or trade mark of

Teletek Electronics JSC

2, Iliyansko Shose Str., NPZ Voenna Rampa, 1220 Sofia, Bulgaria

and produced in the manufacturing plant

Teletek Electronics JSC

2, Iliyansko Shose Str., NPZ Voenna Rampa, 1220 Sofia, Bulgaria

This certificate attests that all provisions concerning the assessment and verification of constancy of performance described in Annex ZA of the standards

**EN 54-2: 1997, EN 54-2: 1997/AC: 1999, EN 54-2: 1997/A1: 2006,
EN 54-4: 1997, EN 54-4: 1997/AC: 1999,
EN 54-4: 1997/A1: 2002, EN 54-4: 1997/A2: 2006**


under system 1 for the performance set out in this certificate are applied and that the factory production control conducted by the manufacturer is assessed to ensure the

constancy of performance of the construction product.

This certificate was first issued on November 6th, 2023 and will remain valid as long as neither the harmonised standard, the construction product, the AVCP methods nor the manufacturing conditions in the plant are modified significantly, unless suspended or withdrawn by the notified product certification body.

Nová Dubnica, November 6th, 2023

054705



Michal Mišiak

Annex No. 1 to Certificate No. 1293 - CPR – 0790 Rev.1 from November 6th, 2023

Technical Specifications

IRIS8 is an analogue addressable fire panel with maximum coverage of 200 zones and connecting 1 to 8 loops. The panel supports two communication protocols: *System Sensor series 200/500 (Loop SS)* and *Teletek Electronics (Loop TTE)* according to the type of used devices. In the configuration of the IRIS8 panel can be implemented both Loops SS and TTE at the same time.

An arbitrary number of devices can be added to each zone thus ensuring the easy adaptation of the system to any type of configuration.

Every Loop SS provides up to 99 detectors and 99 modules.

Every Loop TTE provides up to 250 devices (detectors and modules, regardless of the type).

Panel Versions

The IRIS8 analogue addressable fire alarm panel is available in versions:

- IRIS8 S – The panel is mounted in enclosure with separate plastic cover and metal bottom.
- IRIS8 Ext – The panel extends the possible connected Loops from 4 to 8 and is mounted under the IRIS8 S panel.
- IRIS8 B – The metal box that contains both the IRIS8 S and IRIS8 Ext panels.
- IRIS/SIMPO Repeater – The repeater panel

Derivate variants:

Big box: IRIS8 B, Latite1 B, Latite8 B, Kassite8B, IRIS8 (1-8) B, iRIS (1-8) B

Small box: IRIS8 S, Latite1 S, Latite8 S, Kassite8 S, IRIS8 (1-8) L S, IRIS (1-4) L P, iRIS8 S

Additional boxes:

Extension box (it can works with small box):

IRIS8 Ext, Latite8 S Ext, Kassite8 S Ext, IRIS (1-8) Ext, iRIS8 S Ext

Repeater (it can works with big box or small box):

IRIS/SIMPO Repeater, IRIS8 (0) S, Latite8 (0) S, Kassite8 (0) S, iRIS8 (0)

General Technical Specifications

- Loops – from 1 to 8 loops (Loop SS and/ or Loop TTE in a random combination)
- Up to 99 detectors and 99 modules per Loop SS
- Up to 250 devices (detectors and modules, regardless of the type) per Loop TTE
- Zones – 200 displayed zones
- Monitored Input/Output Extender – 4 (Sounder, Fire, Fault and Fire Protection)
- Non monitored Input/Output Extender – 4 programmable, 30V/ 10A
- Display – 800x480 TFT graphic display (154.1x85.9 mm) with a touch panel
- Real time clock
- Up to 250 programmable Inputs/Outputs Ext. per panel
- Comprehensive day/night mode facility
- 2 Steps of alarm levels (T1 and T2)
- Based on Windows graphical configuration utility via Ethernet or USB
- Loop less panel option (repeater)



Nová Dubnica, November 6th, 2023

Michal Mišiak

Annex No. 2 to Certificate No. 1293 - CPR – 0790 Rev.1 from November 6th, 2023

Dimensions

Weight IRIS8 S + Ext. (without the battery).....	15 kg
Weight IRIS8 B (without the battery).....	15 kg
Dimensions IRIS8 S	430/330/120 mm
Dimensions IRIS8 Ext.....	430/330/120 mm
Dimensions IRIS8 B	430/660/120 mm

Main power supply

In normal operating conditions the fire panel is powered from the mains voltage line. In case of mains voltage line loss the fire panel is equipped with one rechargeable battery. The characteristics of the main power supply are as follows:

Back-up Power Supply.....	4 loops – 1 battery, 8 loops – 2 batteries, 12V/ 18Ah, Sealed lead-acid type
Internal battery resistance.....	< 0,3 Ohm
Electrical output	4 loops 14,8 A, 8 loops 29,6 A


Incorporating the following modular units in control panel iRIS8:

Main box:

1. Module IRIS8 uPC
2. Module IRIS8 LCD
3. Module IRIS8 Outputs
4. Module IRIS8 Relay
5. Module Communications
6. IRIS8 Loop Expander TTE
7. Module PSU8
8. Optional – Module Redundant Network

Expansion box:

1. Module IRIS8 Outputs2
2. IRIS8 Loop Expander TTE
3. Module PSU8



Nová Dubnica, November 6th, 2023

Michal Mišiak

054706

Annex No. 3 to Certificate No. 1293 - CPR – 0790 Rev.1 from November 6th, 2023


List of optional functions with requirements included in the c.i.e		
Clause	Description	
7.8	Output to the fire alarm device	<input checked="" type="checkbox"/>
7.9	Output to fire alarm routing equipment	<input checked="" type="checkbox"/>
7.10.3	Output to fire protection equipment – output type C	<input checked="" type="checkbox"/>
7.10.4	Fault monitoring of fire protection equipment	<input checked="" type="checkbox"/>
7.11	Delay to outputs	<input checked="" type="checkbox"/>
7.12.2	Dependencies on more than one alarm signal - type B dependency	<input checked="" type="checkbox"/>
7.13	Alarm counter	<input type="checkbox"/>
8.3	Fault signals from points	<input checked="" type="checkbox"/>
8.4	Total loss of power supply	<input type="checkbox"/>
8.9	Output to fault warning routing equipment	<input checked="" type="checkbox"/>
9.5	Disablement of addressable points	<input checked="" type="checkbox"/>
10	Test condition	<input checked="" type="checkbox"/>
11	Standardized input/output interface	<input type="checkbox"/>

Supplementary information: - YES, - NO

Essential characteristics	Harmonised technical specification		Performance
	EN 54-2:1997 EN 54-2:1997 /AC:1999 EN 54-2:1997 /A1:2006	EN 54-4:1997 EN 54-4:1997 /AC:1999 EN 54-4:1997 /A1:2002 EN 54-4:1997 /A2:2006	
Performance under fire conditions	cl. 4, 5, 7	---	Pass
Performance of power supply	---	cl. 4, 5, 6	Pass
Response delay (response time to fire)	cl. 7.1, 7.7, 7.11, 7.12	---	Pass
Operational reliability	cl. 4, 5, 6, 7, 8, 9, 10, 11=N/A, 12, 13, 14	cl. 4, 5, 6, 7, 8	Pass
Durability of operational reliability and response delay: temperature resistance	cl. 15.4	cl. 9.5	Pass
Durability of operational reliability: vibration resistance	cl. 15.6, 15.7, 15.15	cl. 9.7, 9.8, 9.15	Pass
Durability of operational reliability: electrical stability	cl. 15.8, 15.9 to 15.12=N/A, 15.13	cl. 9.9, 9.10 to 9.13=N/A	Pass
Durability of operational reliability: humidity resistance	cl. 15.5, 15.14	cl. 9.6, 9.14	Pass

History of certification

No.	Certificate No.	Description	Date of issue
1	1293-CPR-0790	Original certificate issued	March 15 th , 2021
2	1293-CPR-0790 Rev.1	New location of the company	November 6 th , 2023



Michal Mišiak

Michal Mišiak

Nová Dubnica, November 6th, 2023